




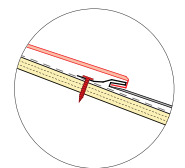

A traditional shingle look with high-performance features

Tilcor's CF Shingle has been specifically designed to resemble the look of traditional Asphalt Shingles but without the inherent ongoing issues that many home owners face. Its innovative fully "**Concealed Fastening**" system is truly a world's first. Unlike other systems, which leave gaps and screws exposed to the elements, our unique CF Shingle protects all fastening elements making roofs more reliable, watertight and durable than ever before.


Extensive research and development in the design process makes Tilcor's CF Shingle not only the most water-proof stone-coated steel shingle on the market but the most realistic looking and fastest to install. Made from the highest quality raw materials using New Zealand Steel ensures the durability and strength is second to none. The CF Shingle and accompanying roofing accessories are engineered to interlock and overlap to resist wind lifting and keep out the harsh elements. At less than 7.5kg/m², a Tilcor roof is a 'Lightweight Roofing System', so considerable cost savings can be achieved during new construction along with being the perfect replacement for your old existing roof. A Tilcor roof lets you improve the look and value of your home in a matter of days.

Tilcor's textured finish provides added protection by embedding natural stone granules in an acrylic base-coat. A final clear acrylic over-glaze is applied before being oven cured at 120° C. This extremely durable UV-resistant coating enables Tilcor roofing products to withstand the harshest environments around the world. Tilcor is ISO 9001 accredited and has international tests reports, appraisals and field results confirm our products are 100% waterproof, earthquake safe, fire resistant and able to withstand hurricane-force winds of up to 190kph. A Tilcor roof will not only safeguard your investment but will also give you complete peace of mind because it's backed by a Tilcor Warranty.

- **Concealed Fastening**
- **Innovative Interlocking**
- **Minimum Roof Pitch to 9.5°**
- **Direct to Plywood or Battens**
- **International Test Reports**
- **New Zealand Steel**
- **The fastest and easiest stone-coated steel panel system to install on the market**



* Warranties may vary depending on climatic conditions.



Colour Options



Charcoal Blend



Barkwood



Oakwood



Estate Grey

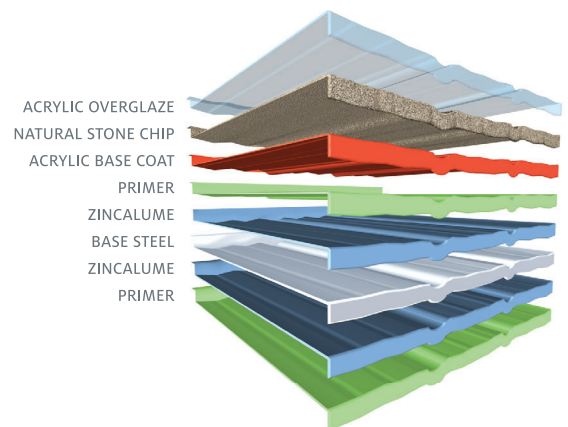


Arctic Grey

Colours in this brochure are as close to the original as modern printing process will allow.

CF SHINGLE TEXTURED SPECIFICATIONS

Length of Cover	1260mm
Width of Cover	370mm
Tiles / m ²	2.15 / m ²
Weight / Tile	3.5 kg
Weight / m ²	7.5 kg
Minimum Roof Pitch	9.5°



Ross Roof Group

P +64 9 299 9498 F +64 9 298 4114, E info@tilcor.com, 1c Inlet Road, Takanini 2112, PO Box 72062, Papakura 2244, New Zealand. www.tilcor.com